

50 years of Smiles Est. 1964



Smile




FIND OUT MORE SWIFTGROUP.CO.UK



This brochure does not constitute an offer by Swift Group Limited (Swift). Swift reserves the right to alter specifications and prices at any time as materials and conditions demand. Distributors and dealers sell Swift products on their own account and not as agents of Swift. Accordingly, they have no authority to bind Swift or to make any representation or undertaking whatsoever on behalf of Swift. All props are for photographic purposes only and are not included in the specification. Issued August 2014.

PART OF THE SWIFT GROUP
Cottingham · East Yorkshire · United Kingdom



WWW.SWIFTGROUP.CO.UK



Smile



SPRITE CARAVANS
2015 MODEL RANGE



TECHNICAL INNOVATION

A SMART MOVE WITH MODERN CONSTRUCTION

As the UK's leading leisure vehicle manufacturer, the Swift Group undertakes what is probably the most extensive research and testing program in the industry and we are constantly looking at new and better ways to construct our products. SMART is our intelligent construction system that is used across our entire touring caravan range.

SMART is based on proven technology and provides a Strong timber-less body frame with Modern desirable looks and a leading Aerodynamic shape that is highly Resilient to moisture, all wrapped up in a caravan that has undergone the most comprehensive Testing.



Carefully developed, the new system has only been introduced once we were satisfied that it was truly fit for purpose.

Computer numerically controlled (CNC) cutting is used in the manufacturing process to provide accuracy and consistency time after time, to produce a high quality engineered product designed to give you a lifetime of SMILES.

For more details see www.swifttv.co.uk or www.swiftgroup.co.uk



AERODYNAMIC

We continue to lead the way in Aerodynamics using Computational Fluid Dynamics to help shape the bodysell for better fuel consumption and safer towing.



RESILIENT

All fixings are made into the 'PURE' material to a pre-defined depth. 'PURE' is totally impervious to water and has no veins. This means there is no passage for water from the outer skin to the inner wallboard, making the caravan highly Resilient to moisture.



TESTED

Extensive safety and durability Testing at the Millbrook track, and cold chamber Testing down to minus 15°C and beyond puts prototypes through conditions most products will never have to experience in a lifetime; all part of the Swift Ethos to deliver the best products to you.



MODERN

The SMART construction system uses Modern materials and also has been developed to ensure the exterior profiles maintain the Modern desirable looks our caravans are renowned for.



STRONG

The Strong timberless body frame uses 'PURE', a tough, hard polyurethane based product, that is totally impervious to water and has been proven through use.





Standard 'Berto' soft furnishing scheme



Back in 1949, Sam Alper developed the first Sprite caravan and since then Sprite has remained the name everyone associates with style, lightweight and affordable – the ideal first new caravan.

Built by the Swift Group, Sprite models are manufactured to the same high standards as Swift's more expensive ranges. They even benefit from a Truma Combi-Boiler which provides faster, more efficient heat up and an ultra-comfortable Duvalay Duvalite mattress on fixed bed models.

With stylish graphics and soft furnishings plus new contemporary 'Aralie Sen' woodgrain they have the feel of much more expensive ranges. A wide range of layouts, including a new model with fixed island bed and big list of options enable you to find a style to match your budget.





Optional 'Darwin' soft furnishing scheme



SPRITE FEATURES

You can be reassured when you buy a Sprite Caravan that they all come with the following market leading features:

- European Whole Vehicle Type Approval ensures compliance with strict weight, dimension and safety regulations
- EN1645 Grade 3 classification for heating and thermal insulation
- SMART construction with Strong, moisture proof 'PURe' Polyurethane timberless framed body shell
- 1.95m (6'5") headroom
- One-piece, 5000 Series marine grade aluminium sidewalls
- Higher tyre rating - a minimum of 150kg extra load margin at 130kph (law permitting)
- Step-on hitch cover for easy access to clean front
- High security locks with convenient one key operation for all locks
- Dual fuel heating with Truma Combi 4 Boiler (1.8kW electric / 4kW gas / 3.8kW combined) (Combi 6 Boiler (1.8kW electric / 6kW gas / 5.8kW combined) in Major 4SB, Major 6, Major 6TD, Quattro EW and Quattro FB)
- **New** Truma combi-boiler with digital programmable controller for heating and hot water
- TV station with 230V, 12V and aerial sockets
- **New** Exclusive 'Duvalay Duvalite' mattress with lightweight memory fibre technology - hypoallergenic, excellent pressure relief, dustmite resistant and 100% recyclable (Fixed bed models only)
- Bed make-up system with slats retained on track (model specific)
- Seat bases with spaceframe construction, full front access and space for larger items
- Front chest of drawers with convenient slide-out extending top (model specific)
- Dining table suitable for full-size place settings
- Positive overhead locker catches for secure loading
- 3 burner gas hob with electronic ignition
- High flow rate in-board pump with chrome finish brass taps for reliable, high performance water supply
- Ecocamel shower hose and head uses less water while giving a powerful shower
- French Oak effect, high impact, scratch resistant floor lino
- Thatcham approved TRACKER Retrieve fitted as standard

Additional features

Exterior

- Fuel saving aerodynamic front in closed-mould GFRP with wide front door
- Full height moulded rear panel with integrated high level brake light
- Fully bonded roof for extra strength and flatness

- Rain guards
- Semi-recessed body colour awning rail both sides
- Champagne and graphite exterior graphics scheme
- Overall body width 2.25m/7'4½"
- AL-KO galvanised steel chassis with Euro-axle
- AL-KO Euro overrun device with two-way assisted handbrake
- 13-pin 'Jaeger' 12V car connector
- Status 550 directional digital and analogue TV aerial
- Bulkhead mounted regulator suitable for use with either propane or butane bottles
- Fully double-glazed opening windows
- **New** One-piece exterior door with concealed hinges and interior moulded liner
- Exterior access battery box with mains electric inlet (battery not included)
- Entrance step
- 25mm 'sandwich' sidewalls with polystyrene insulation core
- 32mm 'sandwich' roof with polystyrene insulation core
- 44mm 'sandwich' floor with high rigidity Styrofoam core
- Fixing points for rear-mounted cycle rack
- Steel spare wheel

Interior

- 'Berto' soft furnishing scheme
- **New** 'Aralie SEN' woodgrain and contrasting furniture matches
- **New** Chrome sockets and switches
- **New** Chrome effect kitchen and vanity taps
- Granite effect kitchen sink with removable extension drainer with dedicated storage
- Kitchen worktop extensions (except Major 6 and Quattro FB)
- Cutlery drawer on smooth-action steel runners
- Wire basket in kitchen cupboard
- Beech slat seat and bed bases with sprung hinged tops for extra comfort and easy access
- Midi-Heki roof window with flynet and adjustable concertina blind
- Cassette flyscreens and blinds on all windows
- Multi-directional clear rooflights in kitchens and bedrooms
- Twin curtain track for improved hanging and ease of use
- Fixed beds with steel bed frames to maximise strength and storage space
- Seat and backrest ventilation boards
- Removable carpets (not washroom)
- Retained embroidered entrance mat
- Thick washroom doors with domestic style locks and handles
- Chrome finish crockery rack

Equipment

- User-friendly 12V control panel with battery selection, battery state meter and water pump circuit control
- Inboard semi-rigid fresh water pipes
- Large bore underslung rigid waste pipes
- Fully protected mains electric system
- 25 Amp switchmode charger/transformer
- Thetford 113L fridge with electronic ignition and LED controls
- Thetford C260 toilet with electric flush and 18 litre wheeled waste tank
- Thetford 3 burner hob, oven and separate grill
- Glass hob lid with safety cut-out feature
- Blown air ducted heating
- Gas regulator for Propane and Butane mounted on front bulkhead
- Isolation taps for gas appliances
- Halogen ceiling lights in living and washroom areas
- **New** LED adjustable spotlights in lounge/sleeping areas
- **New** Kitchen locker header with LED down lights
- Four 230V sockets including twin in front shelf 'pod' (model specific)
- 25 metre mains hook-up cable

Safety and Security

- Smoke alarm
- CRI5 identity number etched to windows and caravan chassis
- Concealed security data chip within caravan construction
- Carbon monoxide detector
- Thatcham approved TRACKER Retrieve fitted as standard

Diamond Pack


- **New** Scorpion alloy wheels
- AL-KO AKS 3004 Stabiliser
- AL-KO Secure wheel lock receiver (two on Quattro)
- Door flyscreen with easy concertina action
- Microwave oven
- Radio/CD/MP3 player with iPod connection
- Two scatter cushions

Factory-fit Options

- Panoramic front sunroof
- AL-KO ATC trailer stability control
- 'Darwin' soft furnishing scheme

Dealer-fit Options

- Alarm system (infra-red with tilt sensor and key-fob operation)
- AL-KO Secure wheel lock
- Wrap-around seating in addition to chest of drawers
- Roof mounted solar panel
- Supagard™ Glamour Shield protection



01. Step on hitch cover for easy cleaning of the front windows

02. Optional Panoramic front sunroof

03. Standard front overhead lockers

04. Pull out chest of drawers with convenient front shelf pod (model specific)



05. Duvalay Duvalite mattress (on fixed bed models) exclusive to Swift Group

06. Positive locker catches for secure storage on the move

07. Ventilated microwave oven with digital control and built in at an easily accessible level*

08. Stylish and practical granite sink with chrome vector tap, removable drainer and kitchen worktop extension on selected models



09. Thetford 113lt fridge with electronic ignition, LED controls and black effect finish

10. Bed make up system with slats retained on track

11. Seat bases with spaceframe construction, full front access and space for larger items

12. Ecocamel shower head and hose which cleverly injects air directly into the water stream so you use less water while experiencing a more powerful shower



13. LED kitchen header and under locker lights

14. Radio/CD player with iPod connection*

15. Truma combi-boiler with digital programmable controller

16. Door flyscreen with concertina action* to new one piece exterior door

* Part of optional Diamond pack

EXCLUSIVE TO SWIFT GROUP

In addition to the 'Impala' fabric option, also exclusive to the Swift Group are the following market leading features.

duvalay™
bedtime luxury... anywhere



Exclusive to the Swift Group, is the fitting of a 'Duvalay Duvalite' mattress in fixed bed layouts. Brought to recognition on Dragon's Den and now backed by Hilary Devey, the 'Duvalay Duvalite' is a new innovative mattress made with lightweight memory fibre technology. This hypoallergenic fibre remains as comfortable as memory foam but has many other benefits. Helping eliminate heat retention it gives superior temperature harmony, excellent pressure relief and is durable and resilient. It is resistant to dust-mite and is 100% recyclable. Being ultra light weight it also contributes to significant weight savings.

TRACKER™
secure • inform • protect



All Swift Group Caravans are fitted with the self-powered Thatcham approved TRACKER Retrieve system. This is one of the most effective tracking systems available, recognised by all police forces. Powered by its own battery, it is ideal while the caravan is in use or in storage. Activation of the system is via a specially negotiated annual subscription.

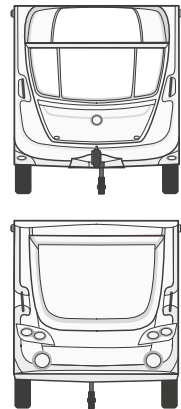
glamourshield
protection solutions

Glamour Shield is the UK's official provider of Supagard™ paint and fabric protection solutions to the leisure vehicle industry and the only provider recommended by Swift Group. Supagard™ is available as an optional extra. Ask your dealer for details.

All 2015 Swift Group Caravans are fitted with DMACK EcoXtra tyres. As one of only two suppliers to the FIA World Rally Championship, DMACK motorsport tyres have been tested to the limit across some of the world's toughest road conditions. This technical expertise has been transferred across the range of road tyres with a focus on quality, durability and safety. The EcoXtra tread pattern is specifically designed to provide low rolling resistance and delivers greater fuel economy for environmentally aware motorists.



SPRITE SPECIFICATION



	ALPINE 2	ALPINE 4	MAJOR 4 FB	MAJOR 4 SB	MAJOR 6
Berths	2	4	4	4	6
Number of Axles	1	1	1	1	1
Internal Length (at bed box height)	4.34m / 14'3"	4.74m / 15'7"	5.29m / 17'4"	5.83m / 19'2"	5.60m / 18'4"
Overall Width*	2.23m / 7'4"	2.23m / 7'4"	2.23m / 7'4"	2.23m / 7'4"	2.23m / 7'4"
Overall Height (inc. TV Aerial)*	2.64m / 8'8"	2.64m / 8'8"	2.65m / 8'8"	2.65m / 8'8"	2.65m / 8'8"
Maximum Internal Headroom	1.95m / 6'5"	1.95m / 6'5"	1.95m / 6'5"	1.95m / 6'5"	1.95m / 6'5"
Overall Length*	5.99m / 19'8"	6.39m / 21'0"	6.93m / 22'9"	7.48m / 24'6"	7.25m / 23'9"
Awning A/A Dimension	8.73m / 28'8"	9.14m / 30'0"	9.68m / 31'9"	10.22m / 33'6"	9.99m / 32'9"
Mass in Running Order (inc. tolerance)	1005kg / 19.8cwt	1044kg / 20.6cwt	1129kg / 22.2cwt	1184kg / 23.3cwt	1217kg / 24.0cwt
Maximum Technical Permissible Laden Mass	1171kg / 23.0cwt	1234kg / 24.3cwt	1324kg / 26.1cwt	1385kg / 27.3cwt	1435kg / 28.2cwt
Total User Payload	166kg / 3.3cwt	190kg / 3.7cwt	195kg / 3.8cwt	201kg / 4.0cwt	218kg / 4.3cwt
Personal Effects Payload	121kg / 2.4cwt	145kg / 2.9cwt	150kg / 3.0cwt	156kg / 3.1cwt	173kg / 3.4cwt
Tyre Size	185 R14C 102Q	185 R14C 102Q	185 R14C 102Q	185 R14C 102Q	185 R14C 102Q
Thermal Insulation Grade	Three	Three	Three	Three	Three
BED SIZES					
Front Double	202cm x 180cm / 6'8" x 5'11"	202cm x 128cm / 6'8" x 4'2"	202cm x 142cm / 6'8" x 4'8"	202cm x 159cm / 6'8" x 5'3"	202cm x 170cm / 6'8" x 5'7"
Or Front Nearside Single	190cm x 72cm / 6'3" x 2'4"			159cm x 72cm / 5'3" x 2'4"	
And Front Offside Single	180cm x 72cm / 5'11" x 2'4"			159cm x 72cm / 5'3" x 2'4"	
Rear Double		189cm x 132cm / 6'2" x 4'4"	192cm x 132 / 6'4" x 4'4"	185cm x 133cm / 6'1" x 4'4"	
Side Single Offside					180cm x 83cm / 5'11" x 2'9"
Side Single Nearside					
Side Bunk Offside					176cm x 59cm / 5'9" x 1'11"
Side Bunk Nearside					
Side Fixed Lower Bunk					183cm x 57cm / 6'0" x 1'10"
Side Fixed Upper Bunk					183cm x 57cm / 6'0" x 1'10"


	MAJOR 6 TD	QUATTRO FB	QUATTRO EW
Berths	6	6	6
Number of Axles	1	2	2
Internal Length (at bed box height)	5.83m / 19'2"	6.27m / 20'7"	6.27m / 20'7"
Overall Width*	2.23m / 7'4"	2.23m / 7'4"	2.23m / 7'4"
Overall Height (inc. TV Aerial)*	2.65m / 8'8"	2.62m / 8'7"	2.62m / 8'7"
Maximum Internal Headroom	1.95m / 6'5"	1.95m / 6'5"	1.95m / 6'5"
Overall Length*	7.48m / 24'6"	7.92m / 26'0"	7.92m / 26'0"
Awning A/A Dimension	10.22m / 33'6"	10.66m / 35'0"	10.66m / 35'0"
Mass in Running Order (inc. tolerance)	1259kg / 24.8cwt	1348kg / 26.5cwt	1348kg / 26.5cwt
Maximum Technical Permissible Laden Mass	1480kg / 29.1cwt	1600kg / 31.5cwt	1600kg / 31.5cwt
Total User Payload	221kg / 4.4cwt	252kg / 5.0cwt	252kg / 5.0cwt
Personal Effects Payload	176kg / 3.5cwt	180kg / 3.5cwt	180kg / 3.5cwt
Tyre Size	185 R14C 102Q	185/70 R14 88T	185/70 R14 88T
Thermal Insulation Grade	Three	Three	Three
BED SIZES			
Front Double	202cm x 180cm / 6'8" x 5'11"	202cm x 180cm / 6'8" x 5'11"	206cm x 134cm / 6'9" x 4'5"
Or Front Nearside Single	190cm x 72cm / 6'3" x 2'4"	180cm x 72cm / 5'11" x 2'4"	
And Front Offside Single	180cm x 72cm / 5'11" x 2'4"	190cm x 72cm / 6'3" x 2'4"	
Rear Double		192cm x 132cm / 6'4" x 4'4"	194cm x 132cm / 6'4" x 4'4"
Side Single Offside		180cm x 62cm / 5'11" x 2'0"	180cm x 62cm / 5'11" x 2'0"
Side Single Nearside	180cm x 67cm / 5'11" x 2'2"		
Side Bunk Offside		176cm x 59cm / 5'9" x 1'11"	176cm x 59cm / 5'9" x 1'11"
Side Bunk Nearside	176cm x 59cm / 5'9" x 1'11"		
Side Fixed Lower Bunk	183cm x 57cm / 6'0" x 1'10"		
Side Fixed Upper Bunk	183cm x 57cm / 6'0" x 1'10"		

BUILD MARQUES

All Swift Group caravans come with a market leading 10 year bodyshell integrity warranty which is backed by Swift Group to give you extra peace of mind. They are also NCC and European Whole Vehicle Type approved, which means they have been built to comply with strict weight, dimension and safety regulations. Finally, all Swift Group caravans meet the Grade 3 standard for heating and thermal insulation, which means the interior warms up from minus 15°C to 20°C in under 4 hours and the water system still works. Crucially Swift Group proves this by using cold chamber testing, not just by mathematical calculation as many manufacturers do.



SWIFT TV



See product videos · developments and interviews at swifttv.co.uk

WEIGHTS: From the 2012 Season, the method of calculating the Mass in Running Order (MRO) and user payload figures was changed in order to bring it in line with European Vehicle Directives.

Allowances for essential equipment (e.g. gas cylinders) previously allowed for in the user payload are now contained within the MRO. A provision for a leisure battery which used to be within the essential equipment payload has now been included within the personal effects payload allowance.

Although the method of calculation has changed, the overall effect is that the amount of payload available to the customer has remained the same, it is just calculated in a different manner.

BED SIZES: Please note that the front double bed sizes quoted are for seating configurations without a chest of drawers. The front double bed width for a layout with a chest of drawers fitted, will be reduced by 0.4m (1'4") from that stated.

AWNING SIZES: Due to varying awning designs and sizes the awning sizes given are approximate only. Specific awning sizes must be confirmed by your dealer or awning manufacturer prior to purchase.

* The dimensions given are approximate due to slight variations in suspension ride heights, loading conditions and tyre pressures.

Customers should verify the actual dimensions of their touring caravan before committing to anything that could be impacted by these dimensions

FIND A MODEL
LOCATE A SPECIFIC MODEL
SWIFTGROUP.CO.UK